
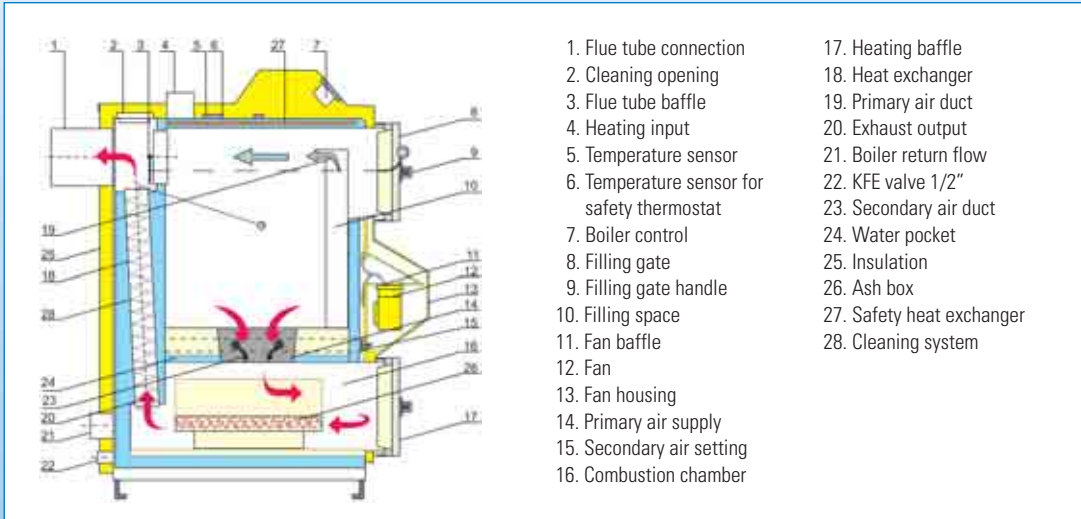


High-performance wood gasification boiler!



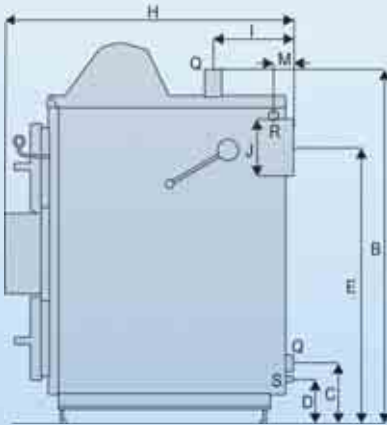
View of combustion with lower boiler door open.

- Fresh water technology
- Biomass heating systems
- Heat pumps
- Solar Energy

Wood gasification boiler advantages:

Wood is a regenerative energy carrier and will be available without limit when used in a sustainable manner.

- ✓ Efficiency of 91 % (14,9 kW = 85 %)
- ✓ Low operating cost
- ✓ Easy to operate
- ✓ Log length 50 - 100 cm
- ✓ Low ash volume
- ✓ Operating time of 5 to 12 hours between refills
- ✓ Type series 14.9 – 80 kW
- ✓ Boiler performance can be adjusted from 0 to 100 %
- ✓ Electronic control with room temperature sensor



Technical data:

Boiler type:	Paxo 15	Paxo 25	Paxo 40	Paxo 60	Paxo 80
Performance area:	4 - 14.9 kW	5 - 31 kW	8 - 40 kW	15 - 60 kW	25 - 80 kW
Efficiency:	85 %	91 %	91 %	91 %	91 %
Weight*:	425 kg	525 kg	595 kg	975 kg	1165 kg
Height (A)**:	1220 mm	1325 mm	1570 mm	1535 mm	1575 mm
Height supply (B)**:	1210 mm	1305 mm	1560 mm	1575 mm	1625 mm
Height return (C)**:	215 mm	235 mm	220 mm	210 mm	245 mm
Height KFE valve (D)**:	145 mm	145 mm	130 mm	145 mm	175 mm
Height flue tube (E)**:	870 mm	960 mm	1220 mm	1170 mm	1210 mm
Width (G)**:	625 mm	670 mm	670 mm	740 mm	740 mm
Depth (H)**:	960 mm	1040 mm	1020 mm	1340 mm	1700 mm
Supply position (I)**:	340 mm	320 mm	330 mm	575 mm	600 mm
Flue tube diameter (J)**:	180 mm	200 mm	200 mm	210 mm	210 mm
Safety heat exchanger position (K)**:	765 mm	800 mm	800 mm	860 mm	860 mm
Safety heat exchanger position (L)**:	990 mm	1100 mm	1330 mm	1310 mm	1300 mm
Safety heat exchanger position (M)**:	260 mm	260 mm	260 mm	365 mm	315 mm
Supply and return flow (Q)**:	2"	2"	2"	2 1/2"	2 1/2"
Safety heat exchanger diameter (R)**:	3/4"	3/4"	3/4"	3/4"	3/4"
KFE valve diameter (S)**:	1/2"	1/2"	1/2"	1/2"	1/2"
Boiler water volume:	55 l	75 l	93 l	180 l	205 l
Filling room volume:	85 l	120 l	185 l	310 l	465 l
Power consumption:	50 W	50 W	50 W	100 W	100 W
Maximum log length:	50 cm	50 cm	50 cm	75 cm	100 cm
Recommended wood moisture:	15 - 25 %	15 - 25 %	15 - 25 %	15 - 25 %	15 - 25 %
Acceptable wood moisture:	15 - 35 %	15 - 35 %	15 - 35 %	15 - 35 %	15 - 35 %

*The weights indicated above are net weights. **see drawing above table

The information is subject to change.



BioEnergieTeam® GmbH

Pettenkoflerstraße 14
83052 Bruckmühl/Heufeld
Germany

Phone: +40-(0)8061-49599-0

Fax: +40-(0)8061-49599-99

info@bioenergieteam.eu

For your local **BET partner**
refer to:

www.bioenergieteam.eu



Fresh water technology

► Biomass heating systems

Heat pumps

Solar Energy